


Name:


Class:

UNIT 4


1 LOOK, READ AND CIRCLE




COW - FISH



HORSE - BIRD



COW - PIG




PIG - HORSE



COW - SHEEP






CAT - BIRD



SHEEP - DOG

STORYLINE STARTER B Photocopiable © Pearson Education

2 LISTEN AND MATCH



Name:

Class:

FOUR

ONE

SIX


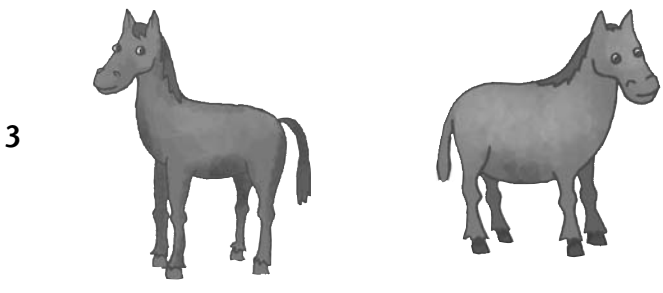

FIVE

THREE

TWO

3   LISTEN AND CIRCLE

Name:
Class:



1

2

FOUR
ONE
SIX
FIVE
THREE
TWO

3

1  **LOOK, READ AND CIRCLE**

- > Ask kids to look at the icons and tell you what they have to do.
- > Remind them of the rules for working.
- > Give the kids some minutes to carry out the activity.
- > You can use the flashcards to check the answers on the bb.

2  **LISTEN AND MATCH**

- > Ask kids to look at the icons and tell you what they have to do.
- > Remind them of the rules for listening.
- > Tell kids to focus on the drawings and the numbers.
- > You may go over them first, and then play the recording.
- > You can use the flashcards to check the answers on the bb.

 **CD TRACK 32**

- Number 1: Pig
- Number 2: Bird
- Number 3: Sheep
- Number 4: Cow
- Number 5: Horse
- Number 6: Fish

3  **LISTEN AND CIRCLE**

- > Ask kids to look at the icons and tell you what they have to do.
- > Tell kids to focus on the drawings: whether they refer to a *big* or *small*, *fat* or *thin* animal.
- > You may go over the activity first, and then play the recording.
- > You can use the flashcards to check the answers on the bb.

 **CD TRACK 35**

- Number 1: A fat horse
- Number 2: A fat fish
- Number 3: A thin horse
- Number 4: A thin cow
- Number 5: A small bird
- Number 6: A fat cow