

Name: .....

Class: .....

## UNIT 3

### 1 LOOK, READ AND TICK



☐ I HAVE TWO DOLLS.

☐ I HAVE A TABLE AND TWO CHAIRS.

☐ I DON'T HAVE A BALL.

☐ I HAVE TWO BEDS.


☐ I HAVE THREE ROBOTS.

☐ I DON'T HAVE A PLANE.

## 2 MATCH


Name: .....

Class: .....



**BATHROOM**

**LIVING ROOM**



**KITCHEN**

**BEDROOM**

STORYLINE STARTER B Photocopiable © Pearson Education

## 3 READ AND COLOUR

Name: .....

Class: .....

**MY BEDROOM IS BLUE.**


**THE BED IS GREEN.**

**THE CHAIR IS YELLOW AND BROWN.**

**THE ROBOT IS BLACK AND WHITE.**

**THE TRAIN IS RED, YELLOW AND GREEN.**

**THE RULER IS PINK.**



STORYLINE STARTER B Photocopiable © Pearson Education

1



☒ I HAVE TWO DOLLS.

☒ I DON'T HAVE A BALL.

☐ I HAVE THREE ROBOTS.

☒ I HAVE A TABLE AND TWO CHAIRS.

☐ I HAVE TWO BEDS.

☒ I DON'T HAVE A PLANE.

1



LOOK, READ AND

TICK

- > Ask kids to look at the icons and tell you what they have to do.
- > Remind them of the rules for working.
- > Tell kids to focus on the picture and the sentences.
- > Give the kids a few minutes to carry out the activity.
- > You can use the flashcards to check the answers on the bb.



2



MATCH

- > Ask kids to look at the icon and tell you what they have to do.
- > Tell kids to focus on the drawings first. You may go over them together with the kids.
- > Then, they read and match.
- > You can use the flashcards to check the answers on the bb.

2



BATHROOM

LIVING ROOM

KITCHEN

BEDROOM

3



READ AND COLOUR

- > Ask kids to look at the icons and tell you what they have to do.
- > Make sure they have all the materials they need ready.
- > Remind them of the rules for working.
- > Give the kids a few minutes to carry out the activity.
- > Kids can compare their work with other classmates.
- > You can use the flashcards to check the answers on the bb.