

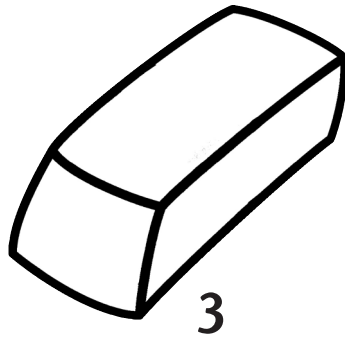
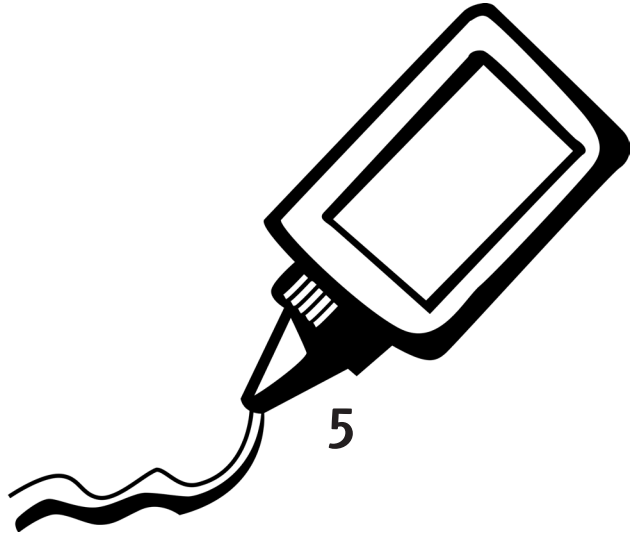



Name:

Class:

UNIT 3

1 LISTEN AND COLOUR



2   LISTEN AND CIRCLE

Name:

Class:

| | | |
|---|---|---|
| 1 | ✓ | X |
| 2 | ✓ | X |
| 3 | ✓ | X |
| 4 | ✓ | X |
| 5 | ✓ | X |

3   LISTEN AND CIRCLE

Name:

Class:

| | | |
|---|---|----|
| 1 | 3 | 7 |
| 2 | 9 | 10 |
| 3 | 5 | 8 |
| 4 | 1 | 2 |

1 LISTEN AND COLOUR

- > Work on the instruction icons.
- > Elicit from kids the rules for listening.
- > Ask kids what materials they need for this activity.
- > You can check the answers on the bb by using the flashcards.

2

| | | |
|---|---|---|
| 1 | ✓ | X |
| 2 | ✓ | X |
| 3 | ✓ | X |
| 4 | ✓ | X |
| 5 | ✓ | X |

3

| | | |
|---|---|----|
| 1 | 3 | 7 |
| 2 | 9 | 10 |
| 3 | 5 | 8 |
| 4 | 1 | 2 |

CD TRACK 26

- Number 1 is pink.
- Number 2 is white.
- Number 3 is brown.
- Number 4 is orange.
- Number 5 is black.

2 LISTEN AND CIRCLE

- > This activity is based on the previous one.
- > Work on the instruction icons.
- > Elicit from kids the rules for listening.
- > Ask kids what materials they need for this activity.
- > Explain to the kids that ✓ stands for YES and X for NO.
- > You can check the answers on the bb by using the flashcards.

TEACHER READS:

*The book is pink.
The marker is white.
The rubber is black.
The pencil is brown.
The glue is black.*

3 LISTEN AND CIRCLE

- > Work on the instruction icons.
- > Elicit from kids the rules for listening.
- > Ask kids what materials they need for this activity.
- > You can check the answers on the bb by using the flashcards.
- > Kids can then draw the items mentioned.

CD TRACK 30

Miss Whiskers: *Ok, children...*

*Seven pencils,
nine rubbers,
eight copybooks
and two big pencil cases.*