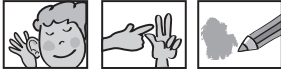


Name:



Class:

UNIT 5

1




LISTEN, COUNT AND COLOUR



Name:

Class:

2    LISTEN, NUMBER AND COLOUR




STORYLINE STARTER A Photocopiable © Pearson Education




3   LOOK AND COUNT





Name:





Class:



5

1    **LISTEN, COUNT AND COLOUR**

1    

2    

1    **LISTEN, COUNT AND COLOUR**

- > Have kids look at the instruction icons and tell you what they have to do.
 - > Elicit from kids what materials they need for this activity.
 - > Remind kids of the rules for listening.
 - > Go through the activity and explain all the dogs in line 1 correspond to the first item they will listen to and they have to colour the number of dogs they can hear. You can carry out an example.
- If kids are ready for this, once the listening activity is over, you can check answers by asking them to tell you the number of dogs they have coloured in line 1, the number of cats they have coloured in line 2, and so on. If kids do not come up with an answer you can ask them, e.g. **Look at number 1: Dog or bird? One dog or two dogs?**

AUDIOSCRIPT CD TRACK 49

Animal sounds

Number 1: A dog

Number 2: Three cats



Number 3: Two birds



Number 4: Five dogs


Number 5: Two cats

Number 6: Four birds

5

2    **LISTEN, NUMBER AND COLOUR**

A  **B** 

C  **D** 

2    **LISTEN, NUMBER AND COLOUR**

- > Have kids look at the instruction icons and tell you what they have to do.
 - > Elicit from kids what materials they need for this activity.
 - > Remind kids of the rules for listening.
 - > Go through the activity and ask kids what animals they can see. Ask them if they are all the same size.
- If kids are ready for this, once the listening activity is over, you can check answers by asking them to tell you which animal is number 1. If kids do not come up with an answer you can ask them, e.g., **Is number one a dog or a fish? A big dog or a small dog?**
- > Once the numbering activity is over you can carry out the colouring one along the same lines.

SCRIPT N°1

Teacher reads:

Number 1 is a big dog. Number 2 is a small cat. Number 3 is a big bird. Number 4 is a small dog.

Number 5 is a small bird. Number 6 is a big fish. Number 7 is a big cat. Number 8 is a small fish.

SCRIPT N°2

Teacher reads:

1 The small dog is brown and black.

2 The small bird is blue.

3 The big dog is black and white.

4 The big fish is red.

5 The small cat is yellow.

6 The big bird is green and pink.

7 The small fish is brown.

8 The big cat is orange and black.

NOTE: you can carry out these two activities in two different ways. Since you will probably have to read the script more than once, you can either read the **whole text** two or three times or you can read **each item** two or three times. This second option will simplify the activity.


VARIATION: If ready for this, children can suggest the colours and “dictate” them to their classmates.

5

3



LOOK AND COUNT



3



LOOK AND COUNT

- > Have kids look at the instruction icons and tell you what they have to do.
- > Elicit from kids what materials they need for this activity.
- > Children look and identify different animals and they have to count them.
- > To check, you can either ask them how many dogs, cats, birds and fish they have found, e.g., **How many dogs?** Or you can elicit the number and the animal so that kids say the phrase, e.g. **Three dogs.**

FLASHING CARDS

1 Guessing game. Hold the pet flashcards in your hand so that kids do not see them. Describe the pictures. Kids will have to guess what animal you are describing, e.g. **This animal is small. It is brown and yellow. What is it?**

2 Pets. You can play this activity if you think your kids are ready. Take the pet and family flashcards. Put the family flashcards on the board and hide the pets behind them. The children have to guess who has which pet.